




Premium Plastic and Wood Transfer Boards

Instruction Guide



Our premium plastic transfer boards are made of ultra-strong HDPE Plastic that can support 350—500 lbs., depending on model.

Contact our sales team today at:

833-466-4376

For more information visit our website at:

www.beasyboards.com

Instructions for Successful Patient Transfers

Caregiver Safety:

Using a Gait (transfer) belt with all assisted transfers is recommended. This allows patients to have good support, and gives caregivers a grip while holding onto patients. When assisting a patient, keep your knees bent and your back straight through the transfer process. This position can avoid unnecessary back and leg stress. Place the gait belt around the patient's waist, not their chest. Beasy carries premium, padded gait (transfer) belts. They are items #4200-Large 34-52" waist (Green) or #4200S-Small 22-36" waist (Orange).



Assistants for Transfers:

Know your limitations. We recommend clearance from a physical therapist or doctor for all unassisted transfers. For safety, while learning how the transfer board works for you, two assistants are recommended for the first few patient transfers. Make sure you feel secure with your transferring technique before using one caregiver.

Make a Plan:

Set the board where you will transfer to make sure there are no obstacles in your way, and check how level the surface is. Talking to the patient about how you will proceed with the transfer will allow them to help you as much as they can, and feel comfortable with the procedure.

If using the board on a solid surface, the board may tend to slip. Use a No Slip Pad (provided) in between the surfaces to keep from slipping.

Keep Your Transfer Surface Level:

There should never be more than a six inch incline or decline between surfaces in your transfer. Use of a wheelchair cushion may help level the surfaces. This is important for your safety, and will reduce the amount of effort needed to complete the transfer. Make sure there is a secure amount of the board on both transferring surfaces. Soft, cushioned surfaces like a bed may compress leaving less of the board on the surface.

Protect Your Skin:




During transfers, protect your skin from being pinched or torn as it moves across the transfer surface by always wearing clothing or use a transfer sheet. A transfer sheet is a fabric sheet that helps ease the movement during transfers. Some individuals have used pillow cases or towels for smooth transfers. If unusual swelling, redness, or discomfort occurs, use should be discontinued and a healthcare professional consulted.

Posture Yourself for Transfer:

Keep your feet flat on the floor while transferring. As you move across the board, stop as needed to reposition your legs and feet. Do this one leg at a time, while keeping each foot aligned with the knee. To avoid injury, never put your hands or fingers under the board while transferring.

Cleaning Your Transfer Board:

Your Beasy Transfer board is virtually maintenance free, but should be cleaned frequently with any sanitizing cleaner. Do not use abrasive cleaners, as they will scratch your transfer board. Rinse well for healthy skin.





#2000

Beasy Bariatric Basic

**Currently available in wood only*

#2000 Beasy "Basic" (28.5"L x 9.5"W x .5"H) Weight: 3.25 lbs.
If you want a basic transfer board with no frills, this one will suit you perfectly! It is strong, and with a 28.5" length, it will suit most transfers perfectly. The shorter length of this board makes it easy to maneuver in small spaces. Weight Capacity: 600 lbs.



#2100

Beasy Specialty

Currently available in plastic only

#2100 Beasy Specialty (27.5"L x 17"W x .5"H) Weight: 4.5 lbs.
The name of this board says it all. Its unique design helps it fit over your toilet seat, allowing for a smooth, safe bathroom transfer. The notch is helpful in stabilizing the board, if your wheelchair arm has an exposed post available. It will work the same if the notch is not used. Weight Capacity: 500 lbs.



#2200

Beasy Bariatric Easy Grasp

Currently available in plastic only

#2200 Beasy "Easy Grasp" (35"L x 8"W x .5"H) Weight: 5.25 lbs.
The long length of this transfer board makes it easy to transfer, even into a car. The vertical and horizontal notches can be switched by turning the board around, so you can use it in the way which best suits you to assist in getting the board under/back out from underneath you. Weight Capacity: 350 lbs.



#2300

Beasy Bariatric Basic Plus

Currently available in plastic only

#2300 Beasy "Basic Plus" (32"L x 9"W x .5"H) Weight: 6 lbs.
Two vertical handles and a medium length, make this transfer board a popular one. The notches aid in getting the transfer board under or back out from underneath you. This size is perfect for wheelchair to bed transfers. Weight Capacity: 350 lbs.



#2400

Beasy Basic Plus 28"

Currently available in plastic only

#2400 Beasy "Basic 28" (28.5"L x 9"W x .5"H) Weight: 5.5 lbs.
The shorter length of this transfer board makes it easy to transfer in small spaces and rooms. There are two vertical notches to assist in getting the board under or back out from underneath you. This board would also work great for bathroom transfers. Weight Capacity: 350 lbs.



#2500

Beasy Standard Notched

**Currently available in wood only*

#2500 Beasy "Notched" (28.25"L x 8"W x .5"H) Weight: 2.5 lbs.
The unique notches in this board can help stabilize the board by using them to hook onto your wheelchair arm, if it is accessible. This board is somewhat small, so works well in tight areas such as small bathrooms. It is a very universal board that can be used in most places. Weight Capacity: 450 lbs.



#2600

Beasy Standard Curved

Currently available in plastic only

#2600 Beasy "Curved" (31"L x 9.75"W x .5"H) Weight: 4.5 lbs.
Our specially designed curved board makes transferring easier when the arm of your wheelchair does not come off. The length of this board is good for transferring into a car. This is a very universal board and its unique shape works well for airplane transfers. Weight Capacity: 350 lbs.

** Boards in wood – coming soon in plastic!*

No Return Policy

BeasyTrans Systems, Inc. prides itself on the quality products we have provided to our customers for over 20 years. Our standard transfer boards are made with a high quality HDPE plastic. This plastic is strong, easy to clean, and easy to use, however, plastic also scratches easily making the product non-saleable after use. Therefore, we have made this product non-returnable. We make every effort to let every customer know this return policy up front so there is no confusion for the final sale policy.

What's even better than our plastic transfer boards? A premium "no-lift" BeasyTrans System. Instead of lifting, pulling, or tugging, consider guiding and gliding! These boards feature a gliding, rotating seat that bears all the weight of the transfer, and can minimize or even eliminate caregiver and patient injuries all together. The BeasyTrans "premium" transfer systems are available in three styles, which include the Beasy Trans 40" S-shaped board, the 28" Beasy II, and the 32.5" curved shaped Beasy Glyder.

Transfer Boards that

Glide



#1100

BeasyTrans Original

40" Long, Weight: 7.5 lbs.

The #1100 can be used for any transfers where there is ample room. This board is recommended for car transfers.



#1200

Beasy II

28" Long, Weight: 4.75 lbs.

The #1200 is great for tight spaces, shower transfers and works well transferring to a commode.



#1300

Beasy Glyder

32" Long, Weight: 5 lbs.

The #1300 can be used when the arm of the wheelchair does not come off, airplane, and car transfers. This is a very universal board.

Disclaimer

Plastic will scratch when it comes in contact with other hard surfaces. Scratching is inevitable and is not considered a defect. Normal use of the board will cause light scratching that should not affect skin. Harsh handling of the board can cause deeper scratches or gouging which can cause burrs that could cause scratches or skin tears on sensitive skin. Check your board regularly for signs of gouging or burring. Discontinue use if board is damaged in any way. BeasyTrans Systems, Inc. is not responsible for injury sustained by scratched boards.

To see our full line of products, accessories and training videos, go to:

www.BeasyBoards.com

When you call Beasy Customer Service, you get a real person ready to help with questions or orders. Contact us today - *We are happy to help!*

833-466-4376



Proudly Made In The USA

BeasyTrans Systems, Inc. 6421-364th Street, North Branch, MN 55056

Copyright 2019 - Rev 12/21 All Rights Reserved.